



1 **EC TYPE EXAMINATION CERTIFICATE**

2 Equipment or protective system intended for use in potentially explosive atmospheres –  
Directive 94/9/EC – Annex III

3 EC Type Examination **TRAC13ATEX0009X**  
Certificate No.:

4 Equipment: **LED Flashlight, 3315Z0**

5 Manufacturer: **Pelican Products Inc.**

6 Address: **23215 Early Avenue, Torrance, California, 90505,  
United States of America**

7 This equipment and any acceptable variation thereto is specified in the schedule to this certificate and the documents therein referred to.

8 TRaC Global Ltd, Notified Body number 0891 in accordance with Article 9 of the Council Directive 94/9/EC of 23 March 1994, certifies that this equipment has been found to comply with the Essential Health and Safety Requirements relating to the design and construction of equipment or protective system intended for use in potentially explosive atmospheres given in Annex II to the Directive.

The examination and test results are recorded in the confidential report **TRA-012663-33-00A**.

9 Compliance with the Essential Health and Safety Requirements, with the exception of those listed in section 18 of the schedule to this certificate, has been assured by compliance with:

**EN60079-0:2009**


**EN60079-11:2012**

**EN60079-26:2007**

10 If the sign "X" is placed after the certificate number then this indicates that the equipment or protective system is subject to special conditions of safe use specified in the schedule to this certificate.

11 This EC-Type Examination certificate relates only to the design and construction of the specified equipment in accordance with Directive 94/9/EC. Further requirements of this Directive apply to the manufacture and supply of this equipment.

12 The marking of this equipment or protective system shall include the following:

 **Ex II 1 G Ex ia IIC T4 Ga**  
**Ex II 1 D Ex ia IIIC T130°C Da**

This certificate and its schedules may only be reproduced in its entirety and without change. This certificate is issued in accordance with the TRaC Ex Certification Scheme.

*S.P. Winsor*

S P Winsor, Certification Officer

Issue date: 2013-08-22

Copy No.: 1e

Page 1 of 5

Form RF355 is16A

**NORTH WEST**

Unit 1, Pendle Place, Skelmersdale, West Lancashire, WN8 9PN UK.

T +44 (0)1695 556666 F +44 (0)1695 557077 E test@tracglobal.com

www.tracglobal.com

13 **SCHEDULE TO EC TYPE EXAMINATION CERTIFICATE**

14 **TRAC13ATEX0009X**

15 **General description of equipment or protective system included within the scope of this certificate**

The Pelican 3315Z0 hand torches are hand held lighting devices. They are battery operated by 3 x 1.5Vdc cells housed within a battery compartment. There is an internal electronic PCB with a switch and CREE XPE LED that provides the light output.

The main enclosure including the battery compartment is made from a black non-metallic material with a clear non-metallic lens.

*A list of controlled Manufacturer's Documents is given in Appendix A to this schedule.*

Table of entity parameters				
Parameter	Channel 1	Channel 2	Channel 3	Channel 4
N/A – no input/output connections.				

16 **Test report No.:** **TRA-012663-33-00A.**

17 **“Special Conditions of Safe Use” for Ex Equipment:**

1. Only Duracell type MN1500, Panasonic type AM-3PA/4B and Sanyo type SEC-AC4AA battery cells are permitted to be used in the equipment.
2. Do not replace battery cells when an explosive atmosphere is present. Battery cells must be replaced with the correct polarity.

18 **Essential health and safety requirements**

Covered by application of the standards listed in section 9 of this certificate and the assessment conducted in the test report listed in section 16 of this certificate.

19 **Additional information**

**“Routine tests”, if any:**

None.

**“Special conditions for manufacture”, if any:**

None.

**Other information, if any:**




None.

Photographs




Details of markings

Equipment marking:

		<b>II 1 G Ex ia IIC T4 Ga</b>
<b>1725</b>		<b>II 1 D Ex ia IIIC T130°C Da</b>
		<b>TRAC13ATEX0009X</b>
<p>APPROVED FOR USE WITH THREE SIZE "AA" ALKALINE CELLS (DURACELL MN1500, PANASONIC AM-3PA/4B, OR SANYO SEC-AC4AA).</p> <p>WARNING: DO NOT REPLACE BATTERIES WHEN AN EXPLOSIVE ATMOSPHERE IS PRESENT. DO NOT MIX CELLS FROM OTHER MANUFACTURERS. REPLACE ALL CELLS AT THE SAME TIME. RISK OF IGNITION-DO NOT OPEN IN HAZARDOUS AREA, SUBSTITUTION OF COMPONENTS MAY IMPAIR INTRINSIC SAFETY</p>		
<b>PELI™, TORRANCE, CA, USA</b>		<b>3315-001-Z0</b>

## CONTINUATION OF SCHEDULE TO CERTIFICATE TRAC13ATEX0009X

Battery cell polarity marking:



### Details of variations to this certificate

- None.

### Notes to CE marking

In respect of CE Marking, TRaC Global Ltd accepts no responsibility for the compliance of the equipment against all applicable Directives in all applications.

### Notes to this certificate

TRaC certification reference: **TRA-012663-32-00**.

Throughout this certificate, the date format yyyy-mm-dd (year-month-day) is used.

CONTINUATION OF SCHEDULE TO CERTIFICATE TRAC13ATEX0009X

**APPENDIX A - LIST OF CONTROLLED MANUFACTURER'S DOCUMENTS**

Title:	Drawing No.:	Rev. Level:	Date:
3315 Light Assembly	033150-6000-000-00	B	2013-07-26
Body	033150-0000-000-01	B	2013-07-26
Switch Boot Holder	033150-0000-000-02	A	2013-03-01
Tail Cap	033150-0000-000-03	B	2013-07-26
Tail Cap Bottom Cover	033150-0000-000-04	A	2013-03-01
Tail Cap Top Cover	033150-0000-000-05	A	2013-03-01
Lens	033150-0000-000-06	A	2013-03-01
PCB Tray	033150-0000-000-07	A	2013-03-01
PUV Valve Cover	033150-0000-000-08	A	2013-03-01
PUV Valve	033150-0000-000-09	A	2013-03-01
PCBA (3 pages)	033150-0000-000-10	A	2013-05-14
Negative Polarity Contact	033150-0000-000-11	A	2013-03-01
Negative Contact Plastic Insert	033150-0000-000-12	A	2013-03-01
Positive Polarity Contact	033150-0000-000-13	A	2013-03-01
PCBA Fuse Holder	033150-0000-000-14	A	2013-03-01
PCBA, Negative Eyelet	033150-0000-000-15	A	2013-03-01
Body Overmold Thread Collar	033150-0000-000-16	A	2013-03-01
MCPCB Heatsink	033150-0000-000-17	A	2013-03-01
LED+MCPCB Assembly	033150-0000-000-18	A	2013-03-01
Screw, M3.5x12 PH Tapping Steel Zinc Plated	033150-0000-000-19	A	2013-03-01
Reflector	033150-0000-000-20	A	2013-03-01
Oring, Lens	033150-0000-000-21	A	2013-03-01
Screw, M2.3x6 PH FH STL ZP	033150-0000-000-23	A	2013-03-01
Tail Cap Contact Spring	033150-0000-000-24	A	2013-03-01
Positive Polarity Plastic Insert	033150-0000-000-25	A	2013-03-01
Tail Cap Negative Polarity Contact	033150-0000-000-26	A	2013-03-01
Tether	033150-0000-000-27	A	2013-03-01
Oring, Tail Cap	033150-0000-000-28	A	2013-03-01
Switch Boot	033150-0000-000-29	A	2013-03-01
Tail Cap 90deg Lock Spring	033150-0000-000-30	A	2013-03-01
Tail Cap 90deg Lock Tab	033150-0000-000-31	A	2013-03-01
Tail Cap 90deg Turn Lock	033150-0000-000-32	A	2013-03-01
Pelican 3315 Logo & Approval	3315-001	B	2013-07-25
Peli 3315 Zone 0 Logo & Approval	3315-001-Z0	A	2013-08-02
Instructions	003315-0318-500	A	2013-07